

KENT[®]
wood fires & heating

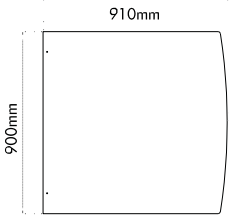
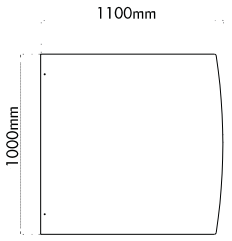
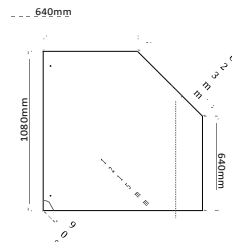
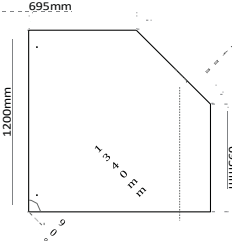


2023
SPARE PARTS AND
ACCESSORIES GUIDE

CONTENTS

ACCESSORIES	3
FLUE SYSTEMS.....	4
FLUE COMPONENTS.....	7
HANDLES.....	8
GLASS.....	13
RETAINERS.....	14
AIR TUBES.....	16
BAFFLES.....	18
BRICKS.....	20
WATER BOOSTERS.....	22
PAINT.....	22
INSTALLATION	23
WOOD FIRE MINIMUM INSTALLATION CLEARANCES.....	23
INSERT / INBUILT WOOD FIRES.....	24
WARRANTY POLICY	25

ACCESSORIES

Image	Product Code	Description
	<p>KWF298-7048</p>	<p>Steel Floor Protector - Wall Dimensions(mm):900W x 910 D x 3 H</p> 
	<p>KWF298-7049</p>	<p>Steel Floor Protector - Wall Dimensions(mm):1000 W x 1100 D x 3 H</p> 
	<p>KWF298-7050</p>	<p>Steel Floor Protector - Corner Dimensions(mm):1080 W x 1215 D x 3 H</p> 
	<p>KWF298-7051</p>	<p>Steel Floor Protector - Corner Dimensions(mm):1200 W x 1340 D x 3 H</p> 
	<p>KWF298-7004</p>	<p>Log Moisture Gauge Includes handy canvas bag and 9V battery</p>

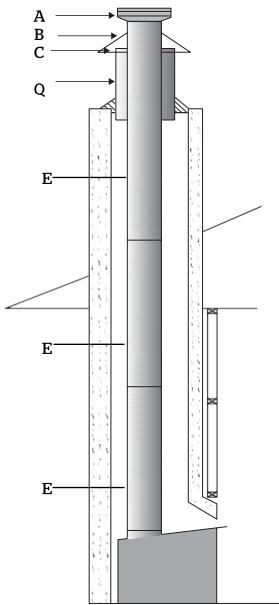


FLUE SYSTEMS

INSERT FLUE KIT

Model No. KWF298-6025

This flue kit is for fires that are installed in existing or new concrete fireplaces.


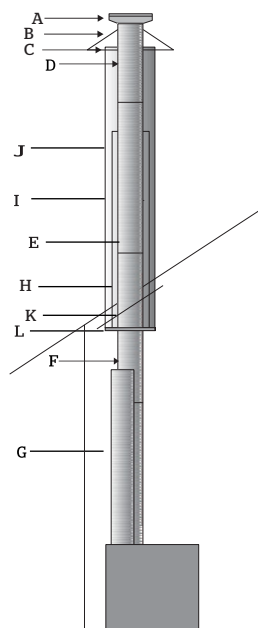


A	Rain Hat
B	Top Cowl
C	Flue Spacer
D	150Øx600L(mm)StainlessSteelFlue
E	150Øx1200L(mm)StainlessSteelFlue
Q	250 Ø x 600 L (mm) Outer Flue

SLOPING CEILING FLUE KIT

Model No. KWF298-7354

This flue kit is for installations when the ceiling is not flat. Kit comes with a 45° ceiling plate. 15° and 30° ceiling plates are available on request.



A	Rain Hat
B	Top Cowl
C	Flue Spacer
D	150Øx600L(mm)StainlessSteelFlue
E	150Øx1200L(mm)StainlessSteelFlue
F	150 Ø x 1200 L (mm) Black Flue
G	1.2m Reflective Heat Shield
H	200Øx1200L(mm)GalvanizedCasing
I	250 Ø x 1200 L (mm) Outer Flue
J	250Øx1200L(mm)OuterExtension
K	Ceiling Plate (45°)
L	Flue Trim Ring Cover
M	Reflective Heat Shield Brackets

LOVED HERE.



kent.co.nz




Kent products are distributed by:
 Aber Holdings Ltd T/A Aber Living, 17 Mainstreet Place, Te Rapa, Hamilton 3200
 Free Phone: 0800 161161 | www.aberliving.co.nz

FLUE SYSTEMS

FREESTANDING FLUEKIT

Model No. KWF298-7005

Kent's most popular flue kit, designed for freestanding fires, also known as a standard flue kit.




A	Rain Hat
B	Top Cowl
C	Flue Spacer
D	150 Ø x 600 L (mm) Stainless Steel Flue
E	150Øx1200L(mm)StainlessSteelFlue
F	150 Ø x 1200 L (mm) Black Flue
G	1.2m Reflective Heat Shield
H	200 Ø x 1200 L (mm) Galvanized Casing
I	250 Ø x 1200 L (mm) Outer Flue
J	250Øx1200L(mm)OuterFlueExtension
K	Ceiling Plate
M	Reflective Heat Shield Brackets

ENERGY SAVER FREESTANDING FLUE KIT

Model No. KWF298-7006

Similar to the standard flue kit, except the ceiling plate is insulated and is a snug fit to the ceiling and flues so no heat from the room is lost out into the space above.




A	Rain Hat
B	Top Cowl
C	Flue Spacer
D	150 Ø x 600 L (mm) Stainless Steel Flue
E	150Øx1200L(mm)StainlessSteelFlue
F	150 Ø x 1200 L (mm) Black Flue
G	1.2m Reflective Heat Shield
H	200 Ø x 1200 L (mm) Galvanised Casing
I	250 Ø x 1200 L (mm) Outer Flue
J	250Øx900L(mm)OuterFlueExtension
K	Ceiling Plate
M	Reflective Heat Shield Brackets
R	300 Ø x 300 L (mm) Ceiling Flue Starter

FLUE SYSTEMS

RATA/LOGFIRE II ZERO CLEARANCE BOX + 600MM TRANSITION PIECE

Model No. KWF298-7371


Every Kent inbuilt fire installed into a timber constructed void must be installed into this Kent approved zero clearance box with ventilated flue starter transition pieces.












RATA/LOGFIRE II ZERO CLEARANCE BOX + 3.6M FLUE KIT

Model No. KWF298-7374

This kit includes the compulsory zero clearance kit as well as a 3.6m flue kit to suit most installations. Extra triple skin lengths are available if required.



FLUE COMPONENTS

Image	Product Code	Description
	KWF298-6614	Triple Skin Extension Flue Dimensions (mm): 150 - 200 - 250 Ø x 1200 L
	KWF298-6022	Heat Shield Dimension: 1.2m
	KWF298-6049	Twin Flue Pack (Black) Dimensions(mm):150Øx1200L
	KWF298-7025	Single Galvanised Liner Dimension(mm): 200 Ø x 1200 L
	KWF298-6033	Single Stainless-Steel Flue Dimensions(mm): 150Øx1200L
	KWF298-7026	Single Galvanised Liner Dimensions(mm):250Øx1200L-nonφ
	KWF298-6328	Cowl, Hat and Spacer
	KWF298-6051	Floor Cover Plate & 250mm Floor Drop Box
	KWF298-6053	360° Mesh Flue Pipe Guard Dimensions(mm): 250 Ø x 1200 L

LOVED HERE.











kent.co.nz

HANDLES

Image	Product Code	Description	Suits
	KWF299-6117	Door Handle Black Bakelite	2002 - Current
	KWF299-6121	Air Control Knob Screw on	Pre 1997 Tui Rad Kea Rad Cardrona Oxford Benmore
	KWF299-6198	Air Control Knob Black Bakelite Push on	Tilefire (pre - 2011)
	KWF299-6230	Wooden Door Handle	Pre - 1997
	KWF299-6237	Air Slide, Wooden Handle - Inbuilt	Logfire Max Rata (2014) Logfire II (2014)
	KWF299-6734	Wooden Door Handle Black	Tilefire NC/A (1997-2002) Logfire NC / A Logfire Max
	KWF299-6704	Door Black Spindle Supplied with washer & latch	Most rotary type handles KeaRad Astron Geneva Firenze
	KWF299-7033	Door Latch Assembly Supplied with 3 washers + 1 bolt	Tilefire NC/A Logfire Max Logfire C/A
	KWF299-7129	Door Latch Assembly	Rata Logfire II






HANDLES

Image	Product Code	Description	Suits
	KWF299-7145	Door Latch Assembly	Haast Aspiring Murchison
	KWF299-7127	Rural Airslide - Inbuilt	Logfire II Rata
	KWF299-7128	Rural Airslide - Freestanding	Haast Aspiring Murchison
	KWF299-6150	Door Latch Assembly	Cardrona Oxford Benmore
	KWF299-7076	Air Knob	Tui Rad Barker Supreme
	KWF299-7077	Door Handle	Tui Rad Barker Supreme
	KWF299-7097	Wood Handle	Logfire II (2014 - Current) Rata
	KWF299-7113	Composite Handle	Logfire II Rata

LOVED HERE.





kent.co.nz

HANDLES

Image	Product Code	Description	Suits
	KWF299-7112	Composite Handle	Haast Aspiring Murchinson
	KWF299-7114	Composite Airslide Knob	Haast Aspiring Murchison Logfire Rata
	KWF299-6151	Bakelite Handle	Cardrona Oxford Benmore
	KWF299-6205	Fibre Washer Set For Handle	LogfireII Logfire Rata
	KWF299-6449	Door Latch	KiwiRadI+II Kea Rad I+II Astron Geneva Firenze Signature Logfire



GLASS









Image	Product Code	Description	Suits
	KWF299-6736	Door Glass Dimensions (mm): 415W x 220H Fits Retainer	Spectra (pre-1997)
	KWF299-6996	Door Glass Dimensions (mm): 435W x 225H	Spectra (1990 - 2002)
	KWF299-6735	Door Glass Dimensions (mm): 390W x 225H	Fiamma Fiorenzi Eurofire Tilefire Logfire NC/A Older Models
	KWF299-6324	Door Glass Dimensions (mm): 365W x 220H	KiwiRadI+II Astron Firenze Geneva Cardrona Benmore Oxford
	KWF299-6325	Door Glass Dimensions (mm): 465W x 220H	Signature Quantum
	KWF299-6737	Door Glass Dimensions (mm): 440W x 248H	Rata Logfire II Logfire Max Logfire NC/A Tilefire C/A Haast Aspiring Murchison
	KWF299-7032	Door Glass Dimensions (mm): 415W x 215H	Tui Rad Logfire Supreme
	KWF299-6157	Narrow Door Glass Dimensions (mm): 320W x 228H	All narrow door models
	KWF299-7031	Door Glass Dimensions (mm): 402W x 247H	Barker II
	KWF299-7054	Door Glass Dimensions (mm): 380W x 223H	Tilefire NC/A (Current)

LOVED HERE.



kent.co.nz

RETAINERS

Image	ProductCode	Description	Suits
	KWF299-6196	Spectra Glass Retainer Dimensions(mm): 447Wx252H Fits glass(mm):415Wx220H	Spectra (Pre-1997)
	KWF299-6249	Glass Retainer - widenedoor Dimensions(mm): 407Wx247H Fits glass(mm): 380Wx225H	Fiamma Fiorenzi Eurofire Tilefire LogfireStd (pre-1997) Sherwood (pre-1997)
	KWF299-6445	Glass Retainer Dimensions(mm): 442Wx252H Fits glass(mm): 430Wx225H	Spectra (1997 - 2002)
	KWF299-6446	Glass Retainer Dimensions(mm): 407Wx252H Fits glass(mm): 395Wx225H	Post 1997 TilefireNC/A Logfire C/A Fiamma Fiorenzi Eurofire (1997-2002)
	KWF299-6705	Glass Retainer Dimensions(mm): 396Wx251H Fits glass(mm): 370Wx224H	Cardrona Oxford Benmore KiwiRadI+II KeaRadI+II Geneva Astron Firenze (2002-Current)
	KWF299-6706	Glass Retainer Dimensions(mm): 495Wx250H Fits glass(mm): 465Wx223H	Signature Quantum (2002- Current)
	KWF299-6158	Glass Retainer - Narrow Door Dimensions(mm): 352Wx247H Fits glass(mm): 324Wx229H	Pre - 1990
	KWF299-6910	Glass Retainer Dimensions(mm): 450Wx267H Fits glass(mm): 440Wx 248H	Rata Logfire II Logfire Max (2006 - Current) Haast Aspiring Murchison

LOVED HERE.










kent.co.nz

Kent products are distributed by:

Aber Holdings Ltd T/A Aber Living, 17 Mainstreet Place, Te Rapa, Hamilton 3200

Free Phone: 0800 161161 | www.aberliving.co.nz

RETAINERS








Image	ProductCode	Description	Suits
	KWF299-6273	Clip for Glass Retainer	Pre -1997
	KWF299-6240	Door Glass Tape Dimensions: 2m	All Fires
	KWF299-6241	Door Seal Rope Dimensions: 13 Ø x 2000 L	All Fires
	KWF299-7041	Brick Retainer (UShape) Dimensions (mm): 572W x 200H	Signature
	KWF299-6816	Brick Retainer (UShape) Dimensions (mm): 477W x 180H	Cardrona Oxford Benmore KiwiRadII+II Geneva Astron Firenze
	KWF299-7118	Brick Retainer (UShape) Dimensions (mm): 427W x 276H	Logfire II Rata Haast Aspiring Murchison Tilefire C/A
	KWF299-7189	Brick Retainer (UShape) Dimensions (mm): 472W x 235H	Cardrona Oxford Benmore

LOVED HERE.



kent.co.nz

AIR TUBES

Image	ProductCode	Description	Suits
	KWF299-6436	Air Tube - Top 16 holes Stainless Steel Dimensions(mm):230x435L	Fiamma Fiorenzi Eurofire
	KWF299-6903	Air Tube - Top 27 holes Stainless Steel Dimensions(mm):250x492L	KiwiRadI+II KeaRadI+II Firenze Astron Geneva (2005 - Current) Cardrona Benmore Oxford
	KWF299-6904	Air Tube - Bottom rear box set - 6 holes Mild Steel Dimensions(mm):250x446L	Logfire Max (2006 - 2014)
	KWF299-6905	Air Tube - Top Front Stainless Steel Total 20 Holes (14 front, 6 rear) Dimensions (mm)L 250 x 446L For whistling fire please order KWF299-7225M	Logfire Max (2006 - current) Tilefire C/A Rata Logfire II Haast Aspiring Murchison
	KWF299-6906	Air Tube - Top Rear Stainless Steel 12 holes Dimensions (mm)L 250 x 446L For whistling fire please order KWF299-7226M	Tilefire C/A Logfire Max (2006 - onwards) Rata Logfire II Haast Aspiring Murchison TilefireNC/A(front air tube) Sherwood Logfire NC/A
	KWF299-7225M	Modified Air Tube - Top Front Stainless Steel Total 20 Holes (14 front, 6 rear) Dimensions (mm)L 250 x 446L	Logfire Max (2006 - current) Tilefire C/A Rata Logfire II Haast Aspiring Murchison
	KWF299-7226M	Modified Air Tube - Top Rear Stainless Steel 12 holes Dimensions (mm)L 250 x 446L	Tilefire C/A Logfire Max (2006 - onwards) Rata Logfire II Haast Aspiring Murchison TilefireNC/A(front air tube) Sherwood Logfire NC/A

LOVED HERE.











kent.co.nz



Kent products are distributed by:
Aber Holdings Ltd T/A Aber Living, 17 Mainstreet Place, Te Rapa, Hamilton 3200
Free Phone: 0800 161161 | www.aberliving.co.nz






AIR TUBES

Image	Product Code	Description	Suits
	KWF299-6907	Air Tube - Top 19 holes Stainless Steel Dimensions (mm)L 25Ø x 545L	Quantum (2005-Current)
	KWF299-6908	Air Tube - Top 20 holes Stainless Steel Dimensions (mm)L 25Ø x 600L	Signature/Max (2005-Current)
	KWF299-6183	Air Tube - Top 16 holes Stainless Steel Dimensions (mm)L 40Ø x 515L	Spectra (1990-2002) Tilefire NC/A
	KWF299-6986	Air Tube - Rear 5 holes top, 4 holes side Mild Steel Dimensions (mm): 25Ø x 530 L	Supreme Tui Rad
	KWF299-6992	Rear Air Tube - Iron Top 5 holes Iron Front 4 holes Mild Steel Dimensions (mm): 44Ø x 527 L	Barker II
	KWF299-6257	Air Tube Spacer For 25mm Air Tubes	Tilefire Logfire Max, Logfire NC/A Sherwood (1997 - Current) Haast Aspiring Murchison Cardrona Benmore Oxford
	KWF299-6289	Air Tube Spacer For 23mm Air Tubes	Fiamma Fiorenzi Eurofire (1997 - Current)
	KWF299-6900	Air Tube Split Pin	All Fires

LOVED HERE.



BAFFLES

Image	Product Code	Description	Suits
	KWF299-6175	Baffle Dimensions (mm): 570W x 175H	Signature NC/A
	KWF299-6176	Baffle Dimensions (mm): 470W x 210H	Kiwi Rad NC/A Astron Kiwi Rad Firenze (2002 - 2005)
	KWF299-6177	Baffle - (firebox requires 2 baffles) Dimensions (mm): 529W x 157H	Quantum (2002-Current)
	KWF299-6271	Baffle Dimensions (mm): 410W x 375H	Logfire NC/A Tilefire NC/A Sherwood (1990 - Current)
	KWF299-6182	Baffle Dimensions (mm): 500W x 288H	Spectra

LOVED HERE.



kent.co.nz

BAFFLES






Image	Product Code	Description	Suits
	KWF299-6189	Baffle Dimensions (mm): 495W x 190H	SignatureMax
	KWF299-6190	Baffle Dimensions (mm): 400W x 208H	Cardrona Oxford Benmore Kiwi RadI+II Astron Firenze GenevaMax
	KWF299-6291	Baffle Dimensions (mm): 396W x 230H	Fiorenzi Fiamma Eurofire
	KWF299-6170	Baffle - Rear Upper Baffle Dimensions (mm): 428W x 210H (Complete baffle: 6170 + 6169)	TilefireNC/A
	KWF299-6169	Baffle - Front Upper Baffle Dimensions (mm): 426W x 200H (Complete baffle: 6170 + 6169)	TilefireNC/A
	KWF299-7043	Baffle Dimensions (mm): 400W x 280H Including Promat Bricks	Logfire II Rata Logfire Max Logfire C/A Haast Aspiring Murchison Tilefire C/A (2006 - current)

LOVED HERE.








kent.co.nz

BRICKS

Image	Product Code	Description	Suits
	KWF299-	Brick Pack Dimensions (mm): 4-240x190x25rear 2-245x177x25side	Haast Aspiring Murchison
	KWF299-6123	Brick Pack Dimensions (mm): 4-220 x 115 x 28 2-221 x 221 x 25 2-229 x 220 x 25	Cardrona Oxford Benmore Kiwi Rad II
	KWF299-6122	Brick Pack x 28 Dimensions (mm): 220 x 115 x 28	Astron Firenze Quantum Geneva Kiwi Rad
	KWF299-7040	Brick Pack Dimensions (mm): 2-205 x 176 x 25 4-180 x 176 x 25	Tilefire C/A Logfire II Rata
	KWF299-6103	Brick Pack Dimensions(mm): 2-360 x 90 x 28 2-199 x 90 x 28 2-180 x 270 x15 (for baffle)	Logfire II Logfire Max
	KWF299-6141	Baffle Brick Pack Dimensions(mm): 2-180 x 270 x 15	Tilefire C/A Logfire Max Logfire II Haast Aspiring Murchison Rata
	KWF299-6100	Brick Pack Dimensions(mm): 2-250 x188x25 8- 277 x115 x 25	TilefireNC/A LogfireNC/A Sherwood



BRICKS





Image	Product Code	Description	Suits
	KWF299-6101	Brick Pack Dimensions(mm): 7-262x115x25	Fiorenzi Fiamma Eurofire
	KWF299-6102	Brick Pack Dimensions(mm): 4-260 X 172 X 40 2-220 X 55 X 25	Spectra (1997 - 2002)
	KWF299-7039	Brick Pack Dimensions(mm): 1-490x140x25 1-490x110x25 2-355x190x25 2-330x190x25	Barker II
	KWF299-7193	Brick Pack - 9 per pack Dimensions (mm): 7-220x115x28 2 - 220 x 115 x 28 (corner cut)	Signature
	KWF299-7026	Black Tile Dimensions (mm): 200 x 200	Tilefire C/A TilefireNC/A

LOVED HERE.





kent.co.nz

WATER BOOSTERS

Image	Product Code	Description	Suits
	KWF298-6048	Water Booster Can only be added for rural applications	Signature
	KWF298-7342	Water Booster Can only be added for rural applications	Kiwi Rad Geneva
	KWF298-6014	Water Booster Can only be added for rural applications	Logfire Spectra Quantum
	KWF298-6015	Water Booster Can only be added for rural applications	Tilefire N/CA Sherwood

PAINT

Image	Product Code	Description	Suits
	KWF299-7024	Stove Bright Metallic Black Spray Paint	KiwiRadI+II Firenze Geneva Astron Signature Quantum Tilefire C/A LogfireII
	KWF299-7117	Stove Bright Satin Black Spray Paint	Cardrona Oxford Benmore Rata Haast Aspiring Murchison

LOVED HERE.



Kent products are distributed by:
Aber Holdings Ltd T/A Aber Living, 17 Mainstreet Place, Te Rapa, Hamilton 3200
Free Phone: 0800 161161 | www.aberliving.co.nz

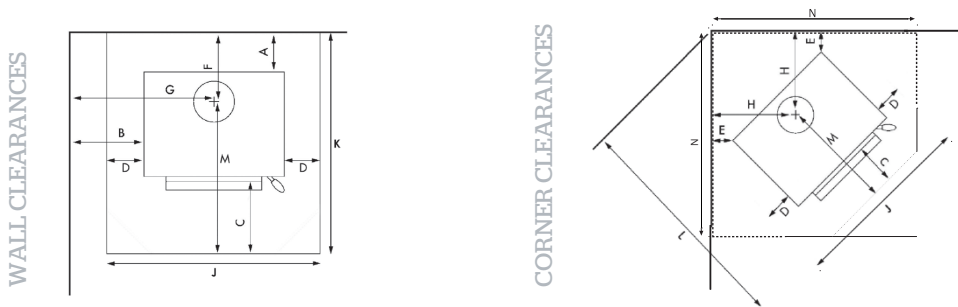
kent.co.nz

WOOD FIRE - Minimum Installation Clearances

FREESTANDING WOOD FIRES

Model	Model No.	Minimum Installation Clearances (with flue shield) mm								Hearth Clearances (mm)				
		A	B	C*	D	E	F	G	H	J	K	L	M	N
Cardrona	KWF295-6960	135	350	300	130	120	270	610	395	795	855	1140	585	1000
Oxford	KWF295-6961	135	350	300	130	120	270	610	395	795	855	1140	585	1000
Benmore	KWF295-6962	135	350	300	130	120	270	610	395	795	855	1140	585	1000
Haast	KWF295-6950	160	360	300	130	190	320	645	500	835	960	1340	640	1160
Murchison	KWF295-6952	160	360	300	130	190	320	645	500	835	960	1340	640	1160
Aspiring	KWF295-6951	160	360	300	130	190	320	645	500	835	960	1340	640	1160
Forbes	KWF295-6964	300	200	300	80	180	460	488	500	735	1100	1340	640	1160
Ruapehu	KWF295-6965	150	200	300	100	170	315	580	540	960	913	1375	640	1180

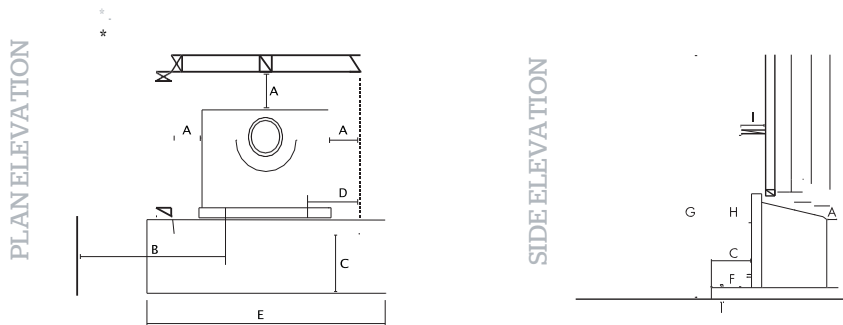
Fuel loading opening to end off floor protector



INBUILT WOODFIRES

Model	Model No.	Minimum Installation Clearances (mm)								Maximum Mantle Projection (mm)	
		A	B	C*	D	E	F**	G	H	I	
Rata	KWF295-6938	25	500	300	200	840	59	2000	1200	160	
LogfireII	KWF295-6937	25	500	300	200	840	59	2000	1200	160	

Floor protector from front of fascia.**Heat sensitive floors only.Refer installation instructions for other floor types



LOVED HERE.



kent.co.nz



Kent products are distributed by:
 Aber Holdings Ltd T/A Aber Living, 17 Mainstreet Place, Te Rapa, Hamilton 3200
 Free Phone: 0800 161161 | www.aberliving.co.nz

INSERT/INBUILT WOOD FIRES

MANTEL & HEARTH PROJECTION OPTIONS

Kent solid fuel wood fire appliances are tested by endorsed laboratories and installation instructions are written to meet and exceed the minimum safe tested clearance requirements of AS/NZS2918.

Mantel and Hearth installation clearances to heat-sensitive material that fall outside the printed installation instructions is a commonly asked question. This guide has been formulated to show acceptable solutions for Kent, Rata and Logfire II installations.

MANTEL PROJECTIONS

If a mantel is to be fitted above a Kent fire a non-combustible facing board must extend up to the base of the mantel. See detail 1 for acceptable mantel installation measurements.

Note: Mantel projections are calculated with 45mm thick solid pine mantel, extending 160mm wider each side than the fascia of the wood fire (1400mm wide) open at each end with no side pillar supports or butting against a wall.

Height above Top of Fire Fascia	Mantel Projection (mm)
205	0
305	37.5
405	75
505	112.5
605	160

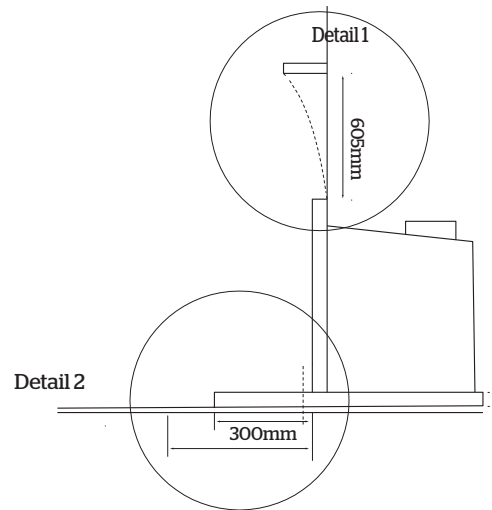
HEARTH PROJECTIONS

Kent inbuilt and insert fires must be installed on a non-combustible base. A concrete base with a minimum thickness of 59mm is required under the base of the fire box that must extend out to the sides of the enclosure in all directions. If the wood fire is installed with a Kent zero clearance box, the non-combustible base must extend beyond the outer dimensions of the zero-clearance box.

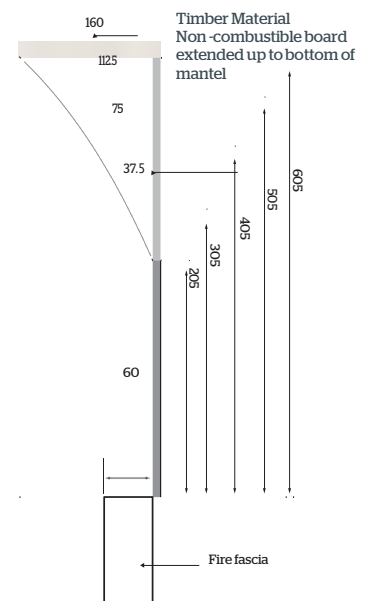
The hearth must extend a minimum of 300mm in front, and 200mm each side of the door opening of the fire in its installed position. Note that the floor protector hearth construction must be a minimum of 50mm concrete or other non-combustible material with equal to, or better insulation properties than concrete and the thickness may not be reduced when the hearth is extended out from the minimum 300mm to the 450mm measurement shown. If carpet is butted up to the hearth, the top of the carpet pile must not extend higher than the floor protector in any case.

Refer to detail 2, for further reference

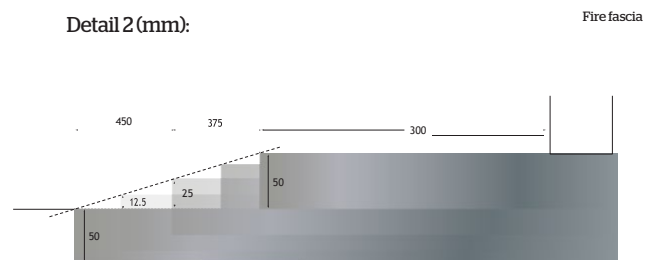
Height of Hearth above Exposed	Hearth Projection (mm)
0	450
12.5	412.5
25	375
37.5	337.5
50	300



Detail 1 (mm):



Detail 2 (mm):



LOVED HERE.



kent.co.nz



Kent products are distributed by:
 Aber Holdings Ltd T/A Aber Living, 17 Mainstreet Place, Te Rapa, Hamilton 3200
 Free Phone: 0800 161161 | www.aberliving.co.nz

WARRANTY POLICY

WARRANTY TERMS & CONDITIONS

Kent agrees to replace, or repair as necessary any part of the appliance, which is proven at the time of delivery, or within the warranty periods shown below to be defective through faulty materials or workmanship.

This warranty is for normal domestic use. Your Kent wood fire is warranted for up to 15 years, with the exception of the following parts; door glass, door and glass seals, fire bricks, flue, secondary air systems and baffle plates, which all have a 12 month (part only) warranty.

The warranty does not cover damage or failure due to incorrect or faulty installation, misuse, negligence, water damage, burning improper fuel or environmental conditions. Any unauthorised alteration, modification or substitution of any part of this appliance or use of this appliance not in accordance with the instructions supplied, will render this warranty void.

Your kent wood fire must be serviced annually and a complete service history must be maintained showing flue cleaning and component servicing, failure to do so can void any warranty claim.

Your Kent wood fire must be installed in accordance with the manufacturer's instructions and with the appropriate approved flue system. Installation must comply with applicable standards, regulations and local by-laws. Failure to do so will void any warranty offered in its entirety.

If the appliance needs repair and is installed outside the normal service area (25km) of the nearest authorised service agent the purchaser is responsible for any additional expenses incurred. In the event that an appliance needs to be replaced, the warranty does not extend to any consequential materials required or additional expenses incurred.

In the event of a whistling air tube caused due to environmental circumstances, Aber living will replace the air tube. The warranty does not extend to related installation, labour or travel costs.

All claims against the warranty must be directed in the first instance to the store of purchase. Any repairs undertaken without the manufacturers authority will invalidate this warranty.

In order to claim on the warranty, you will need to supply; proof of purchase, installation, servicing details and a completed warranty form (below).

Your Kent wood fire warranty is transferable on the sale of the home where the wood fire is installed. Nothing in this warranty is intended to limit any conditions of the warranty right or remedy pursuant to the consumer guarantee act 1993, except to the extent permitted under the act. Your Kent wood fire is intended for domestic use only and the warranty is not valid for wood fires to be used for business purposes. Kent reserves the right to alter or amend specifications or designs of its product without prior notice.

LOVED HERE.



KENT[®]
wood fires & heating



Kent products are distributed by:
Aber Holdings Ltd T/A Aber Living,
17 Mainstreet Place, Te Rapa, Hamilton
Free Phone: 0800 161 161
Free Fax: 0800 163 163
www.aberliving.co.nz



Product specifications are applied at date of publication and can be changed without notice. Fire install photographs should not be used as installation guideline

LOVED HERE.

