



## OFFICIAL REFERENCE GUIDE

# Identifying non-current Kent wood fire models and ordering any spare parts.

**IMPORTANT: Please read and identify your model in advance and contact a Kent retailer before calling our customer services team.**

If your model is not shown, please e-mail a photograph to us using [sales@aber.co.nz](mailto:sales@aber.co.nz) and we will help identify it for you.

Provided by Aber, Hamilton.

0800 161 161  
[www.aber.co.nz](http://www.aber.co.nz)

Updated June 2011

## EUROFIRE



- Model shown is from between 1997 and 2002
- 3mm Firebox construction
- Prior to 1997 the air slide arrangement was different – Manual slide not rotary control.
- Door was flat and not sloped as this one is and door handle was as per fig1.

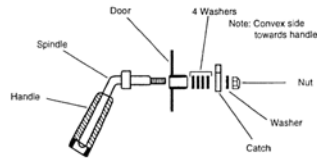


fig1

- Firebricks, Roof Baffles and Secondary air tubes are the same in Fiorenzi and Eurofire models.
- Door Glass and retaining method changed between models.
- Large range of colours, Matt Black, Green, Brown, Matt Brown and White

### Eurofire CA Parts:

KWF299-6101	6101	KENT BRICK PACK: FIORENZI FIAMMA EURO
KWF299-6240	6240	KENT DOOR GLASS TAPE 2M (PGTB3-25BLK)
KWF299-6241	6241	KENT DOOR ROPE 2M (PGS10 13MM WHITE)
KWF299-6289	6289	KENT AIRTUBE SPACER FZ FM EU
KWF299-6290	6290	KENT AIRTUBE SPACER PINS:FIO FIA TF LOG
KWF299-6436	6436	KENT AIRTUBE SS FZ FM EU
KWF299-6291	6291	KENT BAFFLE CA SUIT: FIOR FIAMMA
KWF299-6198	6198	KENT AIR CONTROL KNOB BLK 97+ BAKELITE
KWF299-6735	6735	KENT DOOR GLASS WITH TAPE 97+ CA 394X223
KWF299-6117	6117	KENT DOOR HANDLE KNOB BLACK NEW STYLE
KWF299-6817	6817	KENT GLASS RETAINER 97+ FIAMMA EUROFIRE
KWF299-6446	6446	KENT GLASS RETAINER WD 97+
KWF299-6450	6450	KENT WASHER BLACK DOOR HANDLE ASSY 97+
KWF299-6451	6451	KENT WASHER CAF DOOR HANDLE ASSY 97+
KWF299-6203	6203	KENT WASHER SS 3/8 WAVEY DOOR HANDLE ASS

### Specific Eurofire Pre CA Parts (in addition to above)

KWF299-6273	6273	KENT GLASS RETAINER CLIP FOR PRE 97
KWF299-6249	6249	KENT GLASS RETAINER WIDE DOOR PRE 97
KWF299-6121	6121	KENT AIR CONTROL KNOB PRE 97 THREADED BA
KWF299-6396	6396	KENT DOOR LATCH TONGUE

## FIAMMA



- Model shown is from between 1997 and 2002
- 3mm Firebox construction
- Prior to 1997 the air slide arrangement was different – Manual slide not rotary control.
- Door was flat and not sloped as this one is and door handle was as per fig1.

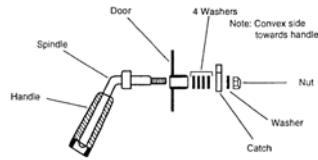


fig1

- Firebricks, Roof Baffles and Secondary air tubes are the same in Fiorenzi and Eurofire models.
- Door Glass and retaining method changed between models.
- Large range of colours, Matt Black, Green, Brown and White – shown here.

### Parts:

KWF299-6101	6101	KENT BRICK PACK: FIORENZI FIAMMA EURO
KWF299-6240	6240	KENT DOOR GLASS TAPE 2M (PGTB3-25BLK)
KWF299-6241	6241	KENT DOOR ROPE 2M (PGS10 13MM WHITE)
KWF299-6289	6289	KENT AIRTUBE SPACER FZ FM EU
KWF299-6290	6290	KENT AIRTUBE SPACER PINS:FIO FIA TF LOG
KWF299-6436	6436	KENT AIRTUBE SS FZ FM EU
KWF299-6291	6291	KENT BAFFLE CA SUIT: FIOR FIAMMA
KWF299-6198	6198	KENT AIR CONTROL KNOB BLK 97+ BAKELITE
KWF299-6735	6735	KENT DOOR GLASS WITH TAPE 97+ CA 394X223
KWF299-6117	6117	KENT DOOR HANDLE KNOB BLACK NEW STYLE
KWF299-6817	6817	KENT GLASS RETAINER 97+ FIAMMA EUROFIRE
KWF299-6446	6446	KENT GLASS RETAINER WD 97+
KWF299-6450	6450	KENT WASHER BLACK DOOR HANDLE ASSY 97+
KWF299-6451	6451	KENT WASHER CAF DOOR HANDLE ASSY 97+
KWF299-6203	6203	KENT WASHER SS 3/8 WAVEY DOOR HANDLE ASS
KWF299-6273	6273	KENT GLASS RETAINER CLIP FOR PRE 97



## LOGFIRE DELUXE



- Model shown is from between 2001 and 2005
- The firebox for this model was the same as for the Standard model and the only changes were to the fascia panels.
- Firebricks, Roof Baffles and Secondary air tubes are the same as in other Logfire models
- Door Glass and retaining method are the same as the logfire Standard and all of the post 1997 Fiamma, Fiorenzi and Eurofire models..

### Parts:

KWF299-6240	6240	KENT DOOR GLASS TAPE 2M (PGTB3-25BLK)
KWF299-6241	6241	KENT DOOR ROPE 2M (PGS10 13MM WHITE)
KWF299-6290	6290	KENT AIRTUBE SPACER PINS:FIO FIA TF LOG
KWF299-6121	6121	KENT AIR CONTROL KNOB PRE 97 THREADED BA
KWF299-6735	6735	KENT DOOR GLASS WITH TAPE 97+ CA 394X223
KWF299-6117	6117	KENT DOOR HANDLE KNOB BLACK NEW STYLE
KWF299-6446	6446	KENT GLASS RETAINER WD 97+
KWF299-6450	6450	KENT WASHER BLACK DOOR HANDLE ASSY 97+
KWF299-6451	6451	KENT WASHER CAF DOOR HANDLE ASSY 97+
KWF299-6203	6203	KENT WASHER SS 3/8 WAVEY DOOR HANDLE ASS
KWF298-6100	6100	KENT BRICK PACK: TILEFIRE, SHERWOOD, LOGFIRE
KWF299-6257	6257	KENT AIRTUBE SPACER SUIT: TILE; LOGFIRE
KWF299-6437	6437	KENT AIRTUBE TF SH LF SS
KWF299-6271	6271	KENT BAFFLE CA ROOF DWG 4561



## LOGFIRE STANDARD FASCIA



- Model shown is from between 1991 and 2005
- Prior to 1997 the air slide arrangement was different – Manual slide with round knob.
- Door was flat and not sloped as this one is and door handle was as per fig1.

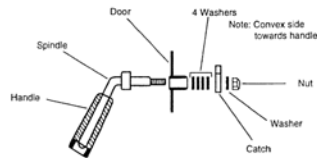


fig1

- Firebricks, Roof Baffles and Secondary air tubes are the same in both models.
- Door Glass and retaining method changed between models.

### Parts:

KWF299-6240	6240	KENT DOOR GLASS TAPE 2M (PGTB3-25BLK)
KWF299-6241	6241	KENT DOOR ROPE 2M (PGS10 13MM WHITE)
KWF299-6290	6290	KENT AIRTUBE SPACER PINS:FIO FIA TF LOG
KWF299-6273	6273	KENT GLASS RETAINER CLIP FOR PRE 97
KWF299-6249	6249	KENT GLASS RETAINER WIDE DOOR PRE 97
KWF299-6117	6117	KENT DOOR HANDLE KNOB BLACK NEW STYLE
KWF298-6100	6100	KENT BRICK PACK: TILEFIRE, SHERWOOD, LOGFIRE
KWF299-6257	6257	KENT AIRTUBE SPACER SUIT: TILE; LOGFIRE
KWF299-6437	6437	KENT AIRTUBE TF SH LF SS
KWF299-6271	6271	KENT BAFFLE CA ROOF DWG 4561

## SHERWOOD



- Model shown is from between 1993 and 2003
- Cast Iron Door with Gold trim.
- Solid steel Top Panel all Hi Temp painted panels apart from enamelled Ash Spill Tray and powder-coated Plinth Base and Border.
- Door was flat.
- Firebricks, Roof Baffles and Secondary air tubes are the same as the Tilefire and Logfire Non CA Models

### Sherwood Parts:

KWF299-6240	6240	KENT DOOR GLASS TAPE 2M (PGTB3-25BLK)
KWF299-6241	6241	KENT DOOR ROPE 2M (PGS10 13MM WHITE)
KWF299-6290	6290	KENT AIRTUBE SPACER PINS:FIO FIA TF LOG
KWF299-6273	6273	KENT GLASS RETAINER CLIP FOR PRE 97
KWF299-6249	6249	KENT GLASS RETAINER WIDE DOOR PRE 97
KWF299-6121	6121	KENT AIR CONTROL KNOB PRE 97 THREADED BA
KWF299-6396	6396	KENT DOOR LATCH TONGUE
KWF298-6100	6100	KENT BRICK PACK: TILEFIRE, SHERWOOD, LOGFIRE
KWF299-6257	6257	KENT AIRTUBE SPACER SUIT: TILE; LOGFIRE
KWF299-6437	6437	KENT AIRTUBE TF SH LF SS
KWF299-6271	6271	KENT BAFFLE CA ROOF DWG 4561
KWF299-6174	6174	KENT SPECTRA OR TILEFIRE AIRSLIDE SHAFT

### Specific Sherwood 2000 Parts (in addition to above):

KWF299-6218	6218	KENT LOGFIRE 2000 SECOND AIR BAR 22041
-------------	------	--



**SPECTRA (Note LOGGER similar build)**



- Model shown is from between 1997 and 2002
- Prior to 1997 the air slide arrangement was different – Manual slide not rotary control.
- Door was flat and not sloped as this one is.
- Firebricks, Roof Baffles and Secondary air tubes are the same in both models.
- Door Glass and retaining method changed between models.
- Large range of colours, Gloss Black, Matt Black, Green, Brown, Matt Brown and White – shown here.
- Kent LOGGER was based on this firebox during 1993-1995 as a radiant model without outer enamelled panels

**Spectra Parts:**

KWF299-6240	6240	KENT DOOR GLASS TAPE 2M (PGTB3-25BLK)
KWF299-6241	6241	KENT DOOR ROPE 2M (PGS10 13MM WHITE)
KWF299-6273	6273	KENT GLASS RETAINER CLIP FOR PRE 97
KWF299-6121	6121	KENT AIR CONTROL KNOB PRE 97 THREADED BA
KWF299-6396	6396	KENT DOOR LATCH TONGUE
KWF299-6102	6102	KENT BRICK PACK FOR SPECTRA 1997 98 NEW
KWF299-6182	6182	KENT BAFFLE SPECTRA KT4496
KWF299-6183	6183	KENT AIRTUBE SPECTRA 22012
KWF299-6196	6196	KENT SPECTRA GLASS RETAINER 26034 PRE 97
KWF299-6174	6174	KENT SPECTRA OR TILEFIRE AIRSLIDE SHAFT

**Specific Spectra CA Parts (in addition to above):**

KWF299-6198	6198	KENT AIR CONTROL KNOB BLK 97+ BAKELITE
KWF299-6117	6117	KENT DOOR HANDLE KNOB BLACK NEW STYLE
KWF299-6450	6450	KENT WASHER BLACK DOOR HANDLE ASSY 97+
KWF299-6451	6451	KENT WASHER CAF DOOR HANDLE ASSY 97+
KWF299-6203	6203	KENT WASHER SS 3/8 WAVEY DOOR HANDLE ASS
KWF299-6736	6736	KENT DOOR GLASS WITH TAPE SPECTRA 1997
KWF299-6445	6445	KENT GLASS RETAINER SP 97+

**Logger Parts:**

KWF299-6240	6240	KENT DOOR GLASS TAPE 2M (PGTB3-25BLK)
KWF299-6241	6241	KENT DOOR ROPE 2M (PGS10 13MM WHITE)
KWF299-6273	6273	KENT GLASS RETAINER CLIP FOR PRE 97
KWF299-6121	6121	KENT AIR CONTROL KNOB PRE 97 THREADED BA
KWF299-6396	6396	KENT DOOR LATCH TONGUE
KWF299-6102	6102	KENT BRICK PACK FOR SPECTRA 1997 98 NEW
KWF299-6182	6182	KENT BAFFLE SPECTRA KT4496
KWF299-6183	6183	KENT AIRTUBE SPECTRA 22012
KWF299-6196	6196	KENT SPECTRA GLASS RETAINER 26034 PRE 97
KWF299-6273	6273	KENT GLASS RETAINER CLIP FOR PRE 97



**TILEFIRE & Kent TILEFIRE CA**



- Model shown is from between 1997 and Current
- Prior to 1997 the air slide arrangement was different – Manual slide not rotary control.
- Door was flat and not sloped as this one is.
- Firebricks, Roof Baffles and Secondary air tubes are the same in both models.
- Door Glass and retaining method changed between models.

Parts:

## KIWI RAD and KIWI RAD MAX



fig1



fig2

- Model shown in fig1 is from between 2003 and 2005 and is the non clean air version.
- This model was superseded in 2005 with the MAX version fig2 of the fire.
- At the time of the changeover extra air tubes were added and side panels added to cover up the air intakes. The air intake was also moved below the Ash Spill Tray

# KENT

***FIRENZE and FIRENZE MAX***



- Not to be confused with the Fiorenzi models from 1990 to 2001
- Model shown is from between 2002 and 2005
- This model was superseded in 2005 with the MAX version of the fire.
- At the time of the changeover extra air tubes were added the air intake was moved below the Ash Spill Tray



***SIGNATURE and SIGNATURE MAX***



- Model shown is from between 2002 and 2005
- This model was superseded in 2005 with the MAX version of the fire.
- At the time of the changeover extra air tubes were added the air intake was moved below the Ash Spill Tray



**QUANTUM and QUANTUM MAX**



- Model shown is from between 2002 and 2005
- This model was superseded in 2005 with the MAX version of the fire.
- At the time of the changeover extra air tubes were added the air intake was moved below the Ash Spill Tray

# KENT

## LOGFIRE MAX



- Model shown is from 2006 to current
- At the time of the MAX makeover extra air tubes were added the air intake was moved and the internal baffles changed.